

Ella Sharp Museum of Art & History

Spring Term Classes 2007

Adult 8-week classes (March 26 - May 19) • Children 6-week classes (April 9 - May 19)

SPRING BREAK! ONE DAY WONDERS* April 2 - 6, 2007

One-Day-Wonders are popping out at The Ella for spring break! There is never a dull moment exploring the Museum kids-style with loads of fun experiencing a mixture of visual arts and local history, drama, hands-on projects, gallery excursions, games, food and fun!

***Enjoy all week or just one day!**

9:30 AM – 3:30 PM • Kindergarten – 6th grade
Daily \$25/\$30 All week \$100/\$120
Bring your lunch, a snack is provided each morning and afternoon. • All other supplies are included.

Monday April 2nd Space Art!

Start your vacation right out of this world. Students will begin their day at the Hurst Planetarium with a laser light show and the *Space Art of Allen Bean* program. Then blast off to the Museum for a day of space art exploration in both two and three dimensions!



Wednesday April 4th Peek-a-boo, Who Are You?

Unveil the many different kinds of masks from cultures around the globe (Including Native American, Egyptian, African & Mexican) and make your own!



Friday April 6th Curtain Call!

Step into the spotlight with Jackson Centerstage instructor, Leigh Anne Dusseau, for a day of dramatic fun including exciting theater games, improvisation, memorization skills and facial expression. Audition tips will also be covered.

Tuesday April 3rd Take a Walk With the Wildlife!


We'll flock to the Andrew's Gallery of Wildlife Art, meet real wildlife artist, Pauline Pierce, and learn step-by-step painting techniques from a pro! Both 2 & 3 dimensional wildlife projects will be taught.



Thursday April 5th Mystery People

Meet some past residents of our hometown Jackson through their personal stories-- they're just everyday people like you and me that lived here before us. We'll find out how the objects we live with tell the world a story.



Children's & Adult
Classes & Workshops
Inside 

CLASSES FOR CHILDREN

All supplies included...

Clay for Early Elementary: Birds, Baskets and Bugs, Oh My!

6 weeks: April 9 – May 14 • Romelle Frey • Grades K - 2 • Studio 3
Mon 4:30 - 6:00 PM • Museum members \$70/ non-members \$84

Have fun making these spring time projects. Students will learn about the many techniques of ceramics as they are guided through a series of spring themed projects. The students will glaze their own projects.

Cartooning and Drawing in 3-D!

6 weeks: April 9 – May 14 • Hector Trujillo
Grades 3 - 6 • Studio 1 • Mon 4:30 - 6:00 PM
Museum members \$54/ non-members \$65

This beginning drawing and cartooning class will introduce students to a wide variety of skills and experiences using composition, perspective and shading. The class will focus on the basics of pencil sketching and color pencil, and will include the use of acrylics, watercolor and oil pastel. Students will sketch step-by-step to create realistic and cartoon faces and to create different body styles. They will explore the use of color to expressively portray people, animals, landscapes and still life.

Great Starts in Art: Things to Make & Do!

Session 1 - 4 weeks: March 27-April 17
Session 2 - 4 weeks: April 24-May 15
Robin Wellman • 2 1/2—4 yrs • Studio 2 • Tue 9:00 -10:00 AM •
Museum members \$28/ non-members \$34 each session

This class provides a great introduction to art and art materials for pre-school children. They will have the opportunity to create colorful projects with paint, markers, chalk, glue and paper. Have them dressed to paint and create!

Creations in Art

6 weeks: April 10 – May 15 • Sheryl Tolonen • 4 yr to K Studio 2
Tues 4:30 - 6:00 PM • Museum members \$54/ non-members \$65

Art and imagination are wonderful companions. Children will enjoy creating 2 & 3 dimensional functional projects as well as beautiful works of art such as paintings, prints, games, toys, jewelry, and mobiles using various materials such as paper, wood, paint, wire and natural materials that relate to spring and nature. Watch their creativity blossom!

Art Exploration:

Oh Michigan, My Michigan

6 weeks: April 11 – May 16 • Robin Wellman • Grades K-2
Studio 2 • Wed 4:30-6:00 PM

Museum members \$54/ non-members \$65

Introduce your child to a variety of art media through creative projects that explore our great state of Michigan! Students

will create collages, paint and print in a variety of techniques as explore image making. Have them dressed to paint and create!

Children's Ceramics: Birds, Baskets & Bears, Oh My!

6 weeks: April 11 – May 23 (No class April 18) • Romelle Frey
Grades 3 - 5 • Studio 3 • Wed 4:30 - 6:00 PM
Museum members \$70/ non-members \$84

Spring is filled with new projects in clay! Students will learn about the many techniques of ceramics as they are guided through a series of planned projects. Students will be introduced to the potter's wheel. The students will glaze their own projects.

TEEN & ADULT CLASSES

DRAWING & MIXED MEDIA

Manga and Anime Drawing

Techniques

3 weeks: April 16-30 • Hector Trujillo • MS/HS Studio 1 • Mon
6:30-8:30 PM • Museum members \$35/ non-members \$42

Tuition includes supplies

Students will investigate this distinctive Asian phenomenon in a 3 week course. Character development, unique aesthetic tastes in fashion, and the merging of art and words will be the focus of this class.

Introduction to Illustration

4 weeks: March 28-April 18 • Hector Trujillo
HS/Adult • Studio 1 • Wed 6:30-8:30 PM
Museum members \$60/ non-members \$72

Tuition includes supplies

What's your story? Everyone has a story to share and creating an illustration to help the reader visualize what is happening adds to the fun! Explore creating a book or CD cover using common water media tools and supplies such as pencil, pastels or ink. Instructor will demonstrate the airbrush in class too. Be ready to take an adventure into the world of illustration!

Illustrating Children's Stories

4 weeks: April 25-May 16 • Hector Trujillo
HS/Adult • Studio 1 • Wed 6:30-8:30 PM
Museum members \$60/ non-members \$72

Tuition includes supplies

As in the introduction to illustration above, this class will focus upon stories and characters that a child would be interested in. Character development will be a focus in this class as well as cartooning techniques.



Illustrated Journaling

6 weeks: April 12 – May 17 • Julie Durocher • HS/Adult
Studio 1 • Thurs 6:30-8:30 PM

Museum members \$50/ non-members \$60

Illustrated journaling combines an artist's sketchbook and a written journal in one. Students will learn to capture and summarize the essences of daily life experience in words and pictures through a variety of drawing, lettering and mixed media techniques. Some basic drawing knowledge and comfort would be best for this course.



Drawing Fundamentals

6 weeks: April 14 - May 19 • Greg Mitchell • HS/Adult
Studio 1 • Sat 10:00 AM - Noon

Museum members \$50/ non-members \$60

Students will enjoy themselves learning basic drawing techniques from still life drawing, landscapes, pen and ink, to rendering basic portraiture. This is a great course to start learning the underlying principles to all artistic media. Keeping a sketch book and journaling ideas will be introduced as a way to develop and maintain your drawing skills.




PHOTOGRAPHY

Exploring Your Own

Photographic Style

Beginning & Continuing • 6 weeks: April 10-May 15
Kate Lambert Lee • HS/Adult • Meets at Image Gallery
Tue 6:30-8:30 PM • Museum members \$52/ non-members \$63

Using Digital Photography, we will create a solid foundation for learning photography by studying the elements that make a good image. Become comfortable with your camera and its functions. Learn how to go beyond taking snapshots through an understanding of design elements and principles. This class will also go into the extra things you need to know about exposure with a digital camera. Bring your camera and a friend; this will be a great friends or couples class.



Airbrush Techniques

Beginning and Continuing

8 weeks: March 27-May 15 • Hector Trujillo • MS & HS/Adult •
Studio 1 • Tue 6:30 - 8:30 PM

Museum members \$90/ non-members \$108

Tuition includes supplies

This class offers an introduction to and exploration of airbrush techniques. It also covers the various tools, equipment, materials and art supplies pertaining to airbrush. Learn and try blending, creating textures, masking and how frisket works. Airbrushes will be supplied for student use.

Watercolor Monotypes

Beginning & Continuing • 6 weeks: April 11-May 16

Sharon Augustine • Adult • Studio 1 • Wed 9:30 AM-12:30 PM

Museum members \$72/ non-members \$87

Monotype is the simple transfer of a painted image from one surface to another. A virtual beginner can achieve drama and subtlety. Students will use watercolors, water-soluble oils and water-based printing inks to paint from their own sketches, photos or objects from nature. They will then use their paintings to make one-of-a-kind prints. Supply list will be mailed before first class, so register early!

Basic Watercolor for Chickens

Beginning and Continuing • 6 weeks: March 30-May 11 (No Class on April 6) • Christine Waugh Fleischmann • Adult
Activities Room • Fri 9:30 AM-Noon

Museum members \$87/ non-members \$104

Always loved to watercolor but were afraid to try it? Come join us and dispel all those crazy myths about this enchanting media. Learn washes, glazes and color mixing. See how to give your work that "watercolor sparkle". This class will address basic materials needs, color theory and techniques for beginners.



PAINTING

Oil Painting

Beginning and Continuing • 6 weeks: April 10-May 15
Donna Moss • Adult • Studio 1 • Tue 1:00-3:30 PM

Museum members \$65/ non-members \$78

Have fun with color and texture while creating oil paintings using palette knives and brushes. Emphasis will be on composition, light and shadow and color mixing. Students may work from their own photographs or from a still life in class. Supply list will be mailed before first class




Watercolors a Bloomin'

1 Day: June 2 Christine Waugh Fleischmann • Adult
Activities Room • Sat 9:30-3:00 PM

Museum members \$35/ non-members \$42

Preserve your favorite blossoms in paint and have them with you all year round. Learn shapes and basics of painting watercolor florals. Explore those subtle and singing color variations that happen when sunlight falls on petals. Experiment with composition and mixing rich and realistic color, especially those all important greens! Bring one of your favorite garden flowers with you to class!



SCULPTURE

Saturdays with Flatlanders

A \$20 material fee is included in all courses held at the Flatlanders facility. This provides incidental materials and supplies needed by the students in the course of taking sculpture classes. Students will purchase project supplies from the instructor.

Welded Steel Sculpture

Beginning & Intermediate • 3 Days: April 14, 21 & 28
Ken Thompson • Adult • On location at Flatlanders
Sat 10:00 AM – 3:00 PM

Museum members \$360/ non-members \$432

This class is perfect for artists wanting to make welded sculpture! The course addresses the use of shears, rollers, plasma cutter, stick welding MiG welding, TiG welding and grinders while producing a “found object” sculpture and “box built” sculpture. Students need to bring leather work gloves, welding gloves, disposable respirators, safety glasses and ear plugs. Equipment, welding wire and gases supplied. Students will purchase steel on a field trip to the supplier.

Working Large: Thinwall Cement over Styrofoam

All levels • 3 Days: June 2-16 • Ken Thompson
Adult • On location at Flatlanders • Sat 10:00 AM – 3:00 PM
Museum members \$200/ non-members \$240

This is a great way to make large scale sculpture that is inexpensive and plenty durable to be outdoors! Each student will make at least one “human” scale piece. This method works in both directions, in as much as it is both subtractive and additive. All materials supplied, but bring work gloves, disposable respirators and safety glasses.

CERAMICS

Students will begin with moist block clay and learn to create functional, decorative and sculptural forms while building their own aesthetics for this media. Commercial or pre-designed molds and glazes will not be used. Clay and tools may be purchased from the instructor.


Clay \$12/25lbs Firing Fee: 1 cent/cu.in.

Beginning & Intermediate Ceramics

8 weeks: March 27 - May 15 • Mary Humphrey
Adult • Studio 3 Tue 6:30 - 9:30 PM

Museum members \$180/ non-members \$216

Students will learn handbuilding with a variety of clays using methods of pinch, coil and slab. Throwing on the potter’s wheel, trimming and surface decoration will be taught at the beginner and intermediate student level. The students will glaze all work. They will use the museum’s studio glazes and fire in oxidation.



Intermediate & Advanced Ceramics

8 weeks: March 29 – May 24 (No class on April 19)

Mary Humphrey • Adult • Studio 3 • Thurs 6:30 - 9:30 PM
Museum Members \$180/ non-members \$216

This class is for individuals who have mastered the techniques of throwing, hand building and glazing. The class will provide methods, projects and information which will encourage the student to further skills and knowledge pertinent to ceramics. All work will be glazed by students and fired in oxidation.

CLAY WORKSHOP

Terra Cotta Tiles

1 Day: April 14 • David Kaemming • Adult • Studio 3
Saturday 10:30AM-1:30 PM

Museum members \$35/ non-members \$42

Create a low fire terra cotta tile using a simple molding process and receive great results. Artist David Kaemming will demonstrate the use of “wood” molds and low fire under glazes. Clay firings and materials are included in tuition and instructions on how to produce the wood tile mold will be available (wood mold not included for “take home”). Pick up dates for finished tiles will be discussed. There will be a 30 minute lunch break – bring a brown bag or order Granary take-out lunch.

Raku - An Alternative Firing Workshop

1 Day: TBA Mary Humphrey • Adult • Studio 2 & 3
Time TBA • Museum members \$65/ non-members \$78

Raku is a unique, low-temperature firing technique allowing the individual to alter the glaze during the firing process. Students will bring bisque pottery ready to glaze, and then will fire their own work. This workshop is offered to students currently enrolled in Ella Sharp Museum’s pottery spring 2007 term classes.

FROM THE WORKBENCH

Boat Building - Fiddlehead Solo Canoe

*There will be an organization meeting before the class begins for interested individuals on **March 24 at 1:30 p.m.** at the Museum. During the actual class, teams of two people will build their own fiddlehead boat. The Fiddlehead is a 10.5 foot, 43 lb. solo canoe. It is self-rescuable with two watertight bulkheads, will float high when rolled over, and is easily portaged allowing a paddler to get into shallow, otherwise inaccessible waters. Class will be taught by Harley Ulbrich who can be reached for further information at 517-629-4994.*

5 Days: April 2-6 Harley Ulbrich • MS/HS • Adult
Mon-Fri Time TBA • Class meets on location at Harley Ulbrich’s workshop • Museum members \$35/ non-members \$42

More Workshops on back page 

Ella Sharp Museum of Art & History

Spring Classes 2007

Class Registration and Membership Form

Adult/Parent Name _____ Home telephone _____

In case of emergency, notify _____ at (area & tel. no.) _____ Work telephone _____

Address _____ CELL PHONE _____

City _____ State _____ Zip _____

Check one: Member Nonmember New member Renewal

I'm a Museum member and I'd prefer to get the class schedule via email : _____

STUDENT REGISTRATION - Please complete enrollment information for each student.

Name _____ Age (if under 18) _____ Grade entering in fall _____ School _____

Course Name _____ Tuition \$ _____

Name _____ Age (if under 18) _____ Grade entering in fall _____ School _____

Course Name _____ Tuition \$ _____

Name _____ Age (if under 18) _____ Grade entering in fall _____ School _____

Course Name _____ Tuition \$ _____

MEMBERSHIP APPLICATION - New members can take immediate advantage of reduced tuition. Membership fee \$ _____

Individual \$35 (\$65/2 yrs) Dual \$45 (\$80 2/yr) Grandparents \$50 (\$90 2/yr) Family \$60 (\$110 2/yr)

Sustainer \$100 (\$190/2 yrs) Investor \$200 (\$380 2/yr) Benefactor \$500 (\$900/2 yrs) Steward \$750 (\$1350/2 yrs)

President's Council \$1250 (\$2250/2 yrs)

Name(s) as you wish it to appear on membership card(s): Mr. Mrs. Miss Other _____

Partner/Spouse (if applicable): Mr. Mrs. Miss Other _____

Children (membership cards will be issued to children ages 5-18 only):

Name Name Name Name

PAYMENT - (Check one) Cash Check (make checks payable to Ella Sharp Museum) Check # _____ Check date _____

Charge to: Mastercard VISA Discover AmEx

Acct. # _____ Exp. date _____ Signature _____

Last 3 digits on back of card _____ TOTAL \$ _____

Ella Sharp Museum has developed new registration procedures make enrollment for classes more convenient for our students. There are 4 ways to register: (1) in person, (2) by mail, (3) by telephone (517-787-2320) using your credit card during business hours only (Monday-Friday 10:00-4:00, Saturday and Sunday 11:00-4:00), or (4) by fax (517-787-2933) anytime. Full payment must accompany each registration. (Early registration is recommended; classes fill quickly.) If you have any question, please call (517) 787-2320. Ella Sharp Museum, 3225 Fourth Street, Jackson, MI 49203.

Photo Release

I give my permission for the Ella Sharp Museum to use photographs of my child(ren), _____ in their publications.

(Name of child/ren)

Signature (parent or guardian) _____ Date _____

Member Registration Begins Immediately; Public Registration begins March 15

Is your mailing label correct?
If not, send corrected label to:

Address Correction Department
Ella Sharp Museum
3225 4th Street
Jackson, MI 49203

Spring 2007 Class Workshops

GLASS

Pate de Verre Butterflies

1 Day: April 17 Gloria Badiner • Adult • Studio 1
Tues 9:30-12:00 • Museum members \$50/ non-members \$60
This introductory workshop will explore the art of Pate de Verre (paste on glass). Each student will make a cast butterfly from molds using traditional methods to “paint” glass paste into the mold surface and fire these molds using traditional kiln cast methods. Create your own small cast butterfly sculptures. No experience is necessary, all materials and tools are supplied.

Self Portrait Paper Doll

1 Day: May 23 • Sharon Augustine • Adult • Studio 1
Wed 10:00AM-3:00 PM
Museum members \$23/ non-members \$28
Celebrate your creative self in this whimsical and fun 18 inch collage paper doll self portrait! Create the playful, fanciful side of yourself using foam core, decorative papers and fabric, ribbons and embellishments that express your individuality. Tuition includes some materials and supplies. Register ahead to receive supply list and suggested embellishments.



FROM THE WORKBENCH

Learn to Fly Fish!

1 Day: May 6 • Brian Bielecki • MS/HS Adult • Activities Room
Sun 12:00-5:00 PM • Museum members \$65/ non-members \$78
This class will teach you all the basics you need to know to get into fly fishing. The class will cover: fly fishing terminology, fly casting, knots, basic entomology, reading water, introduction to fly tying, equipment maintenance fly selection and more. Brian Bielecki, owner of the Orvis shop in Okemos, has been teaching individuals to fly fish for over 8 years. All fly fishing equipment will be provided. Recommend students to bring a hat, glasses and a light raincoat if needed.

For more information about classes, workshops, and other educational offerings contact the Museum by phone: (517) 787-2320 or visit the Museum website at www.ellasharp.org